

SUMMARY OF APPROPRIATIONS, ALLOTMENT, OBLIGATIONS, DISBURSEMENTS AND BALANCES BY OBJECT OF EXPENDITURES
As of December 31, 2015

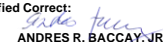
FAR No. 1


Department : Environment and Natural Resources
Agency : Environmental Management Bureau - 2
Operating Unit :
Organization Code (UACS) : 10 002 03 00002
Fund : 101


	Current Year Appropriations
	Supplemental Appropriations
	Continuing Appropriations

Particulars	Account Code	Unified Account Code Structure	Appropriations			Allotments				Current Year Obligations					Current Year Disbursements					Balance				Unpaid Obligations (15 - 20) = (23 + 24)	
			Authorized Appropriation	Adjustments (Transfer To/From)	Adjusted Appropriation	Allotments Received	Adjustments (Withdrawal)	Transfer To	Transfer From	Adjusted Total Allotments	1st Quarter ending March 31	2nd Quarter ending June 30	3rd Quarter ending Sept. 30	4th Quarter ending Dec. 31	Total	1st Quarter ending March 31	2nd Quarter ending June 30	3rd Quarter ending Sept. 30	4th Quarter ending Dec. 31	Total	Unreleased Appropriations	Unobligated Allotment	Due and Demandable	Not Yet Due and Demandable	
1	2	3	4	5 = (3+4)	6	7	8	9	10 = [(6 - (7) + 8) + 9]	11	12	13	14	15 = (11 + 12 + 13 + 14)	16	17	18	19	20 = (16 + 17 + 18 + 19)	21 = (5 - 10)	22 = (10 - 15)	23	24		
I. Agency Specific Budget		1 01 101																							
General Administration and Support		1 00 00 00 00																							
A.01 - General Administration and Supervision		1 00 01 00 00																							
PAP																									
PS																									
MOOE																									
A.3 - Operations		1 00 00 00 00	150,498.63	-	150,498.63	150,498.63	-	-	-	150,498.63	-	150,498.63	-	150,498.63	-	27,695.25	60,000.00	57,540.38	145,235.63	-	-	-	-	5,263.00	
PAP																									
PS																									
MOOE			150,498.63	-	150,498.63	150,498.63	-	-	-	150,498.63	-	150,498.63	-	150,498.63	-	27,695.25	60,000.00	57,540.38	145,235.63	-	-	-	-	5,263.00	
CO																									
A.03.a - Planning and Policy Formulation		1 01 01 00 00																							
PAP																									
PS																									
MOOE																									
A.03.b - Legal Service and Provision of Secretariat Services to the		1 01 02 00 00																							
PAP																									
PS																									
MOOE																									
A.03.c - Pollution Research and Laborator Services		1 01 03 00 00																							
PAP																									
PS																									
MOOE																									
CO																									
A.03.d - Environmental Education and Information		1 01 04 00 00																							
PAP																									
PS																									
MOOE																									
A.03.e - Environmental Management and Pollution Control		1 01 05 00 00	40,225.90	-	40,225.90	40,225.90	-	-	-	40,225.90	-	40,225.90	-	40,225.90	-	7,267.65	-	7,267.65	34,958.25	-	-	-	-	5,263.00	
PAP																									
PS																									
MOOE			40,225.90	-	40,225.90	40,225.90	-	-	-	40,225.90	-	40,225.90	-	40,225.90	-	7,267.65	-	7,267.65	34,958.25	-	-	-	-	5,263.00	
CO																									
A.03.e.1 - Implementation of Clean Air Regulation		1 01 05 00 01																							
PAP																									
PS																									
MOOE																									
CO																									
A.03.e.2 - Implementation of Clean Water Regulation		1 01 05 00 02	40,225.90	-	40,225.90	40,225.90	-	-	-	40,225.90	-	40,225.90	-	40,225.90	-	7,267.65	-	7,267.65	34,958.25	-	-	-	-	5,263.00	
PAP																									
PS																									
MOOE			40,225.90	-	40,225.90	40,225.90	-	-	-	40,225.90	-	40,225.90	-	40,225.90	-	7,267.65	-	7,267.65	34,958.25	-	-	-	-	5,263.00	
CO																									
A.03.e.3 - Environmental Impact Assessments		1 01 05 00 03																							
PAP																									
PS																									
MOOE																									

Particulars	Account Code	Unified Account Code Structure	Appropriations			Allotments			Current Year Obligations					Current Year Disbursements				Balance						
			Authorized Appropriation	Adjustments (Transfer To/From)	Adjusted Appropriation	Allotments Received	Adjustments (Withdrawal)	Transfer To	Transfer From	Adjusted Total Allotments	1st Quarter ending March 31	2nd Quarter ending June 30	3rd Quarter ending Sept. 30	4th Quarter ending Dec. 31	Total	1st Quarter ending March 31	2nd Quarter ending June 30	3rd Quarter ending Sept. 30	4th Quarter ending Dec. 31	Total	Unreleased Appropriations	Unobligated Allotment	Due and Demandable	Unpaid Obligations (15 - 20) = (23 + 24)
1	2	3	4	5 = (3+4)	6	7	8	9	10 = [(6 (3 7) - 8+9)	11	12	13	14	15 = (11 + 12 + 13 + 14)	16	17	18	19	20 = (16 + 17 + 18 + 19)	21 = (5 - 10)	22 = (10 - 15)	23	24	
A.03.f - Toxic Substances and Waste Management		3 01 06 00 00	110,272.73	-	110,272.73	110,272.73	-	-	-	110,272.73	-	110,272.73	-	-	110,272.73	-	-	60,000.00	50,272.73	110,272.73	-	-	-	-
PAP			110,272.73	-	110,272.73	110,272.73	-	-	-	110,272.73	-	110,272.73	-	-	110,272.73	-	-	60,000.00	50,272.73	110,272.73	-	-	-	-
MDOE			-	-	-	-	-	-	-	-	-	-	-	-	-	-	-	-	-	-	-	-	-	-
A.03.f.1 - Implementation of Ecological Solid Waste Management R		3 01 06 00 01	25,881.70	-	25,881.70	25,881.70	-	-	-	25,881.70	-	25,881.70	-	-	25,881.70	-	-	20,000.00	5,881.70	25,881.70	-	-	-	-
PAP			25,881.70	-	25,881.70	25,881.70	-	-	-	25,881.70	-	25,881.70	-	-	25,881.70	-	-	20,000.00	5,881.70	25,881.70	-	-	-	-
MDOE			-	-	-	-	-	-	-	-	-	-	-	-	-	-	-	-	-	-	-	-	-	-
A.03.f.2 - Implementation of Toxic Substances and Hazardous Waste		3 01 06 00 02	84,391.03	-	84,391.03	84,391.03	-	-	-	84,391.03	-	84,391.03	-	-	84,391.03	-	-	40,000.00	44,391.03	84,391.03	-	-	-	-
PAP			84,391.03	-	84,391.03	84,391.03	-	-	-	84,391.03	-	84,391.03	-	-	84,391.03	-	-	40,000.00	44,391.03	84,391.03	-	-	-	-
MDOE			-	-	-	-	-	-	-	-	-	-	-	-	-	-	-	-	-	-	-	-	-	-
Sub-Total Agency Specific Budget			150,498.63	-	150,498.63	150,498.63	-	-	-	150,498.63	-	150,498.63	-	-	150,498.63	-	-	27,695.25	60,000.00	57,540.38	145,235.63	-	-	5,263.00
PS			-	-	-	-	-	-	-	-	-	-	-	-	-	-	-	-	-	-	-	-	-	-
MDOE			150,498.63	-	150,498.63	150,498.63	-	-	-	150,498.63	-	150,498.63	-	-	150,498.63	-	-	27,695.25	60,000.00	57,540.38	145,235.63	-	-	5,263.00
CO			-	-	-	-	-	-	-	-	-	-	-	-	-	-	-	-	-	-	-	-	-	-
II. Automatic Appropriations			-	-	-	-	-	-	-	-	-	-	-	-	-	-	-	-	-	-	-	-	-	-
BLP			-	-	-	-	-	-	-	-	-	-	-	-	-	-	-	-	-	-	-	-	-	-
Sub-Total Automatic Appropriations			-	-	-	-	-	-	-	-	-	-	-	-	-	-	-	-	-	-	-	-	-	-
PS			-	-	-	-	-	-	-	-	-	-	-	-	-	-	-	-	-	-	-	-	-	-
III. Special Purpose Fund (Please Specify)			-	-	-	-	-	-	-	-	-	-	-	-	-	-	-	-	-	-	-	-	-	-
MPBF - PS			-	-	-	-	-	-	-	-	-	-	-	-	-	-	-	-	-	-	-	-	-	-
PGF - PS (Person Benefits)			-	-	-	-	-	-	-	-	-	-	-	-	-	-	-	-	-	-	-	-	-	-
Sub-Total Special Purpose Fund/Special Purpose Fund			-	-	-	-	-	-	-	-	-	-	-	-	-	-	-	-	-	-	-	-	-	-
PS			-	-	-	-	-	-	-	-	-	-	-	-	-	-	-	-	-	-	-	-	-	-
GRAND TOTAL			150,498.63	-	150,498.63	150,498.63	-	-	-	150,498.63	-	150,498.63	-	-	150,498.63	-	-	27,695.25	60,000.00	57,540.38	145,235.63	-	-	5,263.00
PS			-	-	-	-	-	-	-	-	-	-	-	-	-	-	-	-	-	-	-	-	-	-
MDOE			150,498.63	-	150,498.63	150,498.63	-	-	-	150,498.63	-	150,498.63	-	-	150,498.63	-	-	27,695.25	60,000.00	57,540.38	145,235.63	-	-	5,263.00
CO			-	-	-	-	-	-	-	-	-	-	-	-	-	-	-	-	-	-	-	-	-	-

Certified Correct:

ANDRES R. BACCAY, JR.
OIC, Budget Section
Date: January 15, 2016

Certified Correct:

VANESSA ANNE P. GALUMAG
Accountant III
Date: January 15, 2016

Approved By:

ENGR. CESAR S. SIADOR, JR.
Regional Director
Date: January 15, 2016