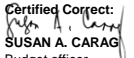



STATEMENT OF APPROPRIATIONS, ALLOTMENT, OBLIGATIONS, DISBURSEMENTS AND BALANCES
As of December 31, 2016

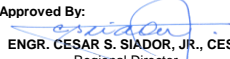
Department : Environment and Natural Resources
 Agency : Environmental Management Bureau - 2
 Operating Unit :
 Organization Code (UACS) : 10 002 03 00002
 Fund : 101

Particulars	Unified Account Code Structure	Appropriations			Allotments					Current Year Obligations				
		Authorized Appropriation	Adjustments (Transfer To/From Realignment)	Adjusted Appropriation	Allotments Received	Adjustments (Withdrawal, Realignment)	Transfer To	Transfer From	Adjusted Total Allotments	1st Quarter ending March 31	2nd Quarter ending June 30	3rd Quarter ending Sept. 30	4th Quarter ending Dec. 31	Total
1	2	3	4	5 = (3+4)	6	7	8	9	10 = [(6 + (-) 7) - 8+9]	11	12	13	14	15 = (11 + 12 + 13 + 14)
I. Agency Specific Budget	1 01 101													
General Administration and Support	1 00 00 00 00													
A. 01. - General Administration and Supervision	1 00 01 00 00	14,072,000.00	-	14,072,000.00	14,072,000.00	-	-	-	14,372,000.00	1,911,629.63	8,943,176.06	1,265,586.05	2,167,005.05	14,287,396.79
PAP														
PS		5,498,000.00		5,498,000.00	5,498,000.00				5,498,000.00	1,397,532.27	1,683,486.63	1,265,586.05	1,151,395.05	5,498,000.00
MOOE		774,000.00		774,000.00	774,000.00				774,000.00	514,097.36	259,689.43			773,786.79
CO		7,800,000.00		7,800,000.00	7,800,000.00			300,000.00	8,100,000.00		7,000,000.00		1,015,610.00	8,015,610.00
A. 02. - Human Resource Development														
PAP														
PS														
MOOE														
A.3. - Operations	3 00 00 00 00	22,714,000.00	1,525,000.00	24,239,000.00	24,239,000.00	-	-	-		3,148,339.16	5,043,106.30	4,042,968.67	13,832,206.59	26,066,620.72
PAP														
PS		4,378,000.00	1,525,000.00	5,903,000.00	5,903,000.00				5,903,000.00	2,083,723.04	2,248,366.51	295,910.45	1,275,000.00	5,903,000.00
MOOE		17,136,000.00		17,136,000.00	17,136,000.00				24,696,500.00	1,064,616.12	2,794,739.79	2,600,458.22	10,367,206.59	16,827,020.72
CO		1,200,000.00		1,200,000.00	1,200,000.00			2,200,000.00	3,400,000.00			1,146,600.00	2,190,000.00	3,336,600.00
A.03.a - Planning and Policy Formulation	3 01 01 00 00	300,000.00	-	300,000.00	300,000.00	-	-	-	300,000.00	37,300.00	47,717.56	85,791.04		193,990.10
PAP														
PS														
MOOE		300,000.00		300,000.00	300,000.00				300,000.00	37,300.00	47,717.56	85,791.04	23,181.50	193,990.10
A.03.b - Legal Service and Provision of Secretariat Services	3 01 02 00 00		-	270,000.00	270,000.00	-	-	-	270,000.00	13,570.00	38,342.21	44,025.00	23,560.00	119,497.21
PAP														
PS														
MOOE		270,000.00		270,000.00	270,000.00				270,000.00	13,570.00	38,342.21	44,025.00	23,560.00	119,497.21
A.03.c - Pollution Research and Laboratory Services	3 01 03 00 00	1,870,000.00	-	1,870,000.00	1,870,000.00	-	-	2,012,500.00	3,882,500.00	11,238.35	47,657.81	100,610.12	1,523,803.11	1,683,309.39
PAP														
PS														
MOOE		1,870,000.00		1,870,000.00	1,870,000.00			2,012,500.00	3,882,500.00	11,238.35	47,657.81	100,610.12	1,523,803.11	1,683,309.39
CO														
A.03.d - Environmental Education and Information	3 01 04 00 00	400,000.00	-	400,000.00	400,000.00	-	-	-	400,000.00	14,668.15	32,380.48	43,622.00	244,493.71	335,164.34
PAP														
PS														
MOOE		400,000.00		400,000.00	400,000.00				400,000.00	14,668.15	32,380.48	43,622.00	244,493.71	335,164.34
A.03.e - Environmental Management and Pollution Control	3 01 05 00 00	16,986,000.00	-	16,986,000.00	16,986,000.00	-	-	860,000.00	17,846,000.00	2,948,357.16	3,047,639.49	2,856,964.53	5,180,613.17	14,033,574.35
PAP														
PS		4,378,000.00	1,250,000.00	5,628,000.00	5,628,000.00				5,628,000.00	2,083,723.04	2,248,366.51	295,910.45	1,000,000.00	5,628,000.00
MOOE		11,408,000.00	(1,250,000.00)	10,158,000.00	10,158,000.00			860,000.00	11,018,000.00	864,634.12	799,272.98	1,414,454.08	4,174,113.17	7,252,474.35
CO		1,200,000.00		1,200,000.00	1,200,000.00				1,200,000.00			1,146,600.00	6,500.00	1,153,100.00
A.03.e.1 - Implementation of Clean Air Regulation	3 01 05 00 01	4,812,000.00	-	4,812,000.00	4,812,000.00	-	-	860,000.00	5,672,000.00	1,102,751.54	845,069.18	453,606.10	1,640,034.34	4,041,461.16
PAP														
PS		909,000.00	200,000.00	1,109,000.00	1,109,000.00				1,109,000.00	671,050.04	437,949.96			1,109,000.00
MOOE		3,903,000.00	(200,000.00)	3,703,000.00	3,703,000.00			860,000.00	4,563,000.00	431,701.50	407,119.22	453,606.10	1,640,034.34	2,932,461.16
CO														
A.03.e.2 - Implementation of Clean Water Regulation	3 01 05 00 02	7,496,000.00	(1,000,000.00)	6,496,000.00	6,496,000.00	-	-	-	6,496,000.00	366,647.18	267,326.11	1,866,464.06	2,269,053.35	5,769,490.70
PAP														
PS			1,000,000.00						1,000,000.00				1,000,000.00	1,000,000.00
MOOE		6,296,000.00	(1,000,000.00)	5,296,000.00	5,296,000.00				5,296,000.00	366,647.18	267,326.11	719,864.06	2,262,553.35	3,616,390.70
CO		1,200,000.00		1,200,000.00	1,200,000.00				1,200,000.00			1,146,600.00	6,500.00	1,153,100.00

Particulars	Unified Account Code Structure	Appropriations			Allotments					Current Year Obligations				
		Authorized Appropriation	Adjustments (Transfer To/From Realignment)	Adjusted Appropriation	Allotments Received	Adjustments (Withdrawal, Realignment)	Transfer To	Transfer From	Adjusted Total Allotments	1st Quarter ending March 31	2nd Quarter ending June 30	3rd Quarter ending Sept. 30	4th Quarter ending Dec. 31	Total
1	2	3	4	5 = (3+4)	6	7	8	9	10 = [(6 + (-) 7) - 8+9]	11	12	13	14	15 = (11 + 12 + 13 + 14)
A.03.e.3 - Environmental Impact Assessments	3 01 05 00 03	4,678,000.00	-	4,678,000.00	4,678,000.00	-	-	-	4,678,000.00	1,478,958.44	1,935,244.20	536,894.37	271,525.48	4,222,622.49
PAP														
PS		3,469,000.00	50,000.00	3,519,000.00	3,519,000.00				3,519,000.00	1,412,673.00	1,810,416.55	295,910.45		3,519,000.00
MOOE		1,209,000.00	(50,000.00)	1,159,000.00	1,159,000.00				1,159,000.00	66,285.44	124,827.65	240,983.92	271,525.48	703,622.49
A.03.f - Toxic Substances and Waste Management	3 01 06 00 00	2,888,000.00	(50,000.00)	2,838,000.00	2,613,000.00	-	-	8,413,000.00	11,251,000.00	123,205.50	1,829,368.75	911,955.98	6,836,555.10	7,517,585.33
PAP														
PS		-	225,000.00	225,000.00	-	-	-	-	225,000.00	-	-	-	275,000.00	275,000.00
MOOE		2,888,000.00	(275,000.00)	2,613,000.00	2,613,000.00	-	-	6,213,000.00	8,826,000.00	123,205.50	1,829,368.75	911,955.98	4,378,055.10	7,242,585.33
CO		-	-	-	-	-	-	2,200,000.00	2,200,000.00	-	-	-	2,183,500.00	2,183,500.00
A.03.f.1 - Implementation of Ecological Solid Waste Management	3 01 06 00 01	1,693,000.00	-	1,693,000.00	1,468,000.00	-	-	8,413,000.00	10,106,000.00	111,806.00	1,738,459.73	753,045.57	6,384,510.10	8,987,821.40
PAP														
PS		-	225,000.00	225,000.00	-	-	-	-	225,000.00	-	-	-	225,000.00	225,000.00
MOOE		1,693,000.00	(225,000.00)	1,468,000.00	1,468,000.00	-	-	6,213,000.00	7,681,000.00	111,806.00	1,738,459.73	753,045.57	3,976,010.10	6,579,321.40
CO		-	-	-	-	-	-	2,200,000.00	2,200,000.00	-	-	-	2,183,500.00	2,183,500.00
A.03.f.2 - Implementation of Toxic Substances and Hazardous Waste Management	3 01 06 00 02	1,195,000.00	(50,000.00)	1,145,000.00	1,145,000.00	-	-	-	1,145,000.00	11,399.50	90,909.02	158,910.41	402,045.00	713,263.93
PAP														
PS		-	50,000.00	50,000.00	-	-	-	-	-	-	-	-	50,000.00	50,000.00
MOOE		1,195,000.00	(50,000.00)	1,145,000.00	1,145,000.00	-	-	-	1,145,000.00	11,399.50	90,909.02	158,910.41	402,045.00	663,263.93
Sub-Total Agency Specific Budget		36,786,000.00	1,525,000.00	38,311,000.00	36,786,000.00	-	-	9,573,000.00	48,371,500.00	5,059,968.79	13,986,282.36	5,308,554.72	15,999,211.64	40,354,017.51
PS		9,876,000.00	1,525,000.00	11,401,000.00	9,876,000.00	-	-	-	11,401,000.00	3,481,255.31	3,931,853.14	1,561,496.50	2,426,395.05	11,401,000.00
MOOE		17,910,000.00	-	17,910,000.00	17,910,000.00	-	-	7,073,000.00	25,470,500.00	1,578,713.48	3,054,429.22	2,600,458.22	10,367,206.59	17,600,807.51
CO		9,000,000.00	-	9,000,000.00	9,000,000.00	-	-	2,500,000.00	11,500,000.00	-	7,000,000.00	1,146,600.00	3,205,610.00	11,352,210.00
II. Automatic Appropriations		923,000.00	-	923,000.00	923,000.00	-	-	1,868,300.71	2,791,300.71	688,875.48	337,843.88	52,941.72	1,711,639.63	2,791,300.71
Retirement and Life Insurance Premium	50103010 00	923,000.00	-	923,000.00	923,000.00	-	-	-	923,000.00	637,496.52	285,503.48	-	-	923,000.00
Retirement and Life Insurance Requirements (1st tranche)	50103010 00	-	-	-	-	-	-	1,868,300.71	1,868,300.71	51,378.96	52,340.40	52,941.72	1,711,639.63	1,868,300.71
Sub-Total Automatic Appropriations		923,000.00	-	923,000.00	923,000.00	-	-	1,868,300.71	2,791,300.71	688,875.48	337,843.88	52,941.72	1,711,639.63	2,791,300.71
PS		923,000.00	-	923,000.00	923,000.00	-	-	1,868,300.71	2,791,300.71	688,875.48	337,843.88	52,941.72	1,711,639.63	2,791,300.71
III. Special Purpose Fund (Please Specify)		-	-	-	378,000.00	-	-	26,068,267.88	26,446,267.88	430,633.00	438,648.86	443,360.93	25,133,066.53	51,266,463.64
PGF - PS		-	-	-	-	-	-	-	-	-	-	-	-	-
MPBF - PS		-	-	-	378,000.00	-	-	26,068,267.88	26,446,267.88	430,633.00	438,648.86	443,360.93	25,133,066.53	24,820,754.32
Performance Based Bonus	50102990 14	-	-	-	378,000.00	-	-	-	378,000.00	-	-	-	378,000.00	378,000.00
PS Requirements (1st tranche)		-	-	-	-	-	-	24,443,312.88	24,443,312.88	430,633.00	438,648.86	443,360.93	23,130,111.53	24,442,754.32
PS Mid-Year Bonus		-	-	-	-	-	-	1,624,955.00	1,624,955.00	-	-	-	1,624,955.00	1,624,955.00
Sub-Total Special Purpose Fund		-	-	-	378,000.00	-	-	3,490,955.00	26,446,267.88	430,633.00	438,648.86	443,360.93	25,133,066.53	24,820,754.32
PS		-	-	-	378,000.00	-	-	3,490,955.00	26,446,267.88	430,633.00	438,648.86	443,360.93	25,133,066.53	24,820,754.32
MOOE		-	-	-	-	-	-	-	-	-	-	-	-	-
CO		-	-	-	-	-	-	-	-	-	-	-	-	-
GRAND TOTAL		37,709,000.00	-	39,234,000.00	37,709,000.00	-	-	37,509,568.59	77,609,068.59	6,179,477.27	14,762,775.10	5,804,857.37	42,843,917.80	69,591,027.54
PS		10,799,000.00	1,525,000.00	12,324,000.00	10,799,000.00	-	-	27,936,568.59	40,638,568.59	4,600,763.79	4,708,345.88	2,057,799.15	29,271,101.21	40,638,010.03
MOOE		17,910,000.00	(1,525,000.00)	17,910,000.00	17,910,000.00	-	-	7,073,000.00	25,470,500.00	1,578,713.48	3,054,429.22	2,600,458.22	10,367,206.59	17,600,807.51
CO		9,000,000.00	-	9,000,000.00	9,000,000.00	-	-	2,500,000.00	11,500,000.00	-	7,000,000.00	1,146,600.00	3,205,610.00	11,352,210.00

Certified Correct:

SUSAN A. CARAG
 Budget officer
 Date: January 11, 2017

Certified Correct:

VANESSA ANNE C. DEL ROSARIO
 Accountant III
 Date: January 11, 2017

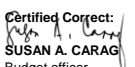
Approved By:

ENGR. CESAR S. SIADOR, JR., CESE
 Regional Director
 Date: January 11, 2017

FAR No. 1

Department : Environment and Natural Resources
 Agency : Environmental Management Bureau - 2
 Operating Unit :
 Organization Code (UACS) : 10 002 03 00002
 Fund : 101

	Current Year Appropriations
	Supplemental Appropriations
	Continuing Appropriations

Particulars	Unified Account Code Structure	Current Year Disbursements					Balance				
		1st Quarter ending March 31	2nd Quarter ending June 30	3rd Quarter ending Sept. 30	4th Quarter ending Dec. 31	Total	Unreleased Appropriations	Unobligated Allotment	Unpaid Obligations (15 - 20) = (23 + 24)		
		16	17	18	19	20 = (16 + 17 + 18 + 19)			21 = (5 - 10)	22 = (10 - 15)	Due and Demandable
1	2	16	17	18	19	20 = (16 + 17 + 18 + 19)	21 = (5 - 10)	22 = (10 - 15)	23	24	
I. Agency Specific Budget	1 01 101										
General Administration and Support	1 00 00 00 00										
A. 01. - General Administration and Supervision	1 00 01 00 00	1,803,719.63	8,051,086.06	2,265,586.05	2,167,005.05	6,271,786.79	-	213.21	-	-	
PAP											
PS		1,397,532.27	1,683,486.63	1,265,586.05	1,151,395.05	5,498,000.00	-	-	-	-	
MOOE		406,187.36	367,599.43	-	-	773,786.79	-	213.21	-	-	
CO		-	6,000,000.00	1,000,000.00	1,015,610.00	8,015,610.00	(300,000.00)	84,390.00	-	-	
A. 02. - Human Resource Development											
PAP											
PS							-	-	-	-	
MOOE							-	-	-	-	
A.3. - Operations	3 00 00 00 00	2,685,636.05	4,463,152.34	3,862,274.32	13,534,340.22	24,545,402.93	(11,285,500.00)	7,932,879.28	677.60	1,521,217.79	
PAP											
PS		2,083,723.04	2,248,366.51	295,910.45	1,275,000.00	5,903,000.00	-	-	-	-	
MOOE		601,913.01	2,214,785.83	2,419,763.87	10,154,340.22	15,390,802.93	(9,085,500.00)	7,869,479.28	677.60	1,436,217.79	
CO		-	-	1,146,600.00	2,105,000.00	3,251,600.00	(2,200,000.00)	63,400.00	-	85,000.00	
A.03.a - Planning and Policy Formulation	3 01 01 00 00	37,300.00	44,819.12	82,059.00	29,811.98	193,990.10	-	106,009.90	-	-	
PAP											
PS							-	-	-	-	
MOOE		37,300.00	44,819.12	82,059.00	29,811.98	193,990.10	-	106,009.90	-	-	
A.03.b - Legal Service and Provision of Secretariat Services	3 01 02 00 00	12,610.00	29,381.20	53,946.01	20,680.00	116,617.21	-	150,502.79	-	2,880.00	
PAP											
PS							-	-	-	-	
MOOE		12,610.00	29,381.20	53,946.01	20,680.00	116,617.21	-	150,502.79	-	2,880.00	
A.03.c - Pollution Research and Laboratory Services	3 01 03 00 00	7,514.00	51,382.16	100,610.12	1,523,803.11	1,683,309.39	(2,012,500.00)	2,199,190.61	-	-	
PAP											
PS							-	-	-	-	
MOOE		7,514.00	51,382.16	100,610.12	1,523,803.11	1,683,309.39	(2,012,500.00)	2,199,190.61	-	-	
CO							-	-	-	-	
A.03.d - Environmental Education and Information	3 01 04 00 00	1,758.15	44,820.48	31,622.00	190,385.20	268,585.83	-	64,835.66	-	66,578.51	
PAP											
PS							-	-	-	-	
MOOE		1,758.15	44,820.48	31,622.00	190,385.20	268,585.83	-	64,835.66	-	66,578.51	
A.03.e - Environmental Management and Pollution Control	3 01 05 00 00	2,543,241.14	3,302,815.03	2,600,537.39	4,425,991.24	12,872,584.80	(860,000.00)	3,812,425.65	-	1,160,989.55	
PAP											
PS		2,083,723.04	2,248,366.51	295,910.45	1,000,000.00	5,628,000.00	-	-	-	-	
MOOE		459,518.10	1,054,448.52	1,158,026.94	3,419,491.24	6,091,484.80	(860,000.00)	3,765,525.65	-	1,160,989.55	
CO		-	-	1,146,600.00	6,500.00	1,153,100.00	-	46,900.00	-	-	
A.03.e.1 - Implementation of Clean Air Regulation	3 01 05 00 01	880,262.45	986,662.28	422,226.55	1,273,452.23	3,562,603.51	(860,000.00)	1,630,538.84	-	478,857.65	
PAP											
PS		671,050.04	437,949.96	-	-	1,109,000.00	-	-	-	-	
MOOE		209,212.41	548,712.32	422,226.55	1,273,452.23	2,453,603.51	(860,000.00)	1,630,538.84	-	478,857.65	
CO							-	-	-	-	
A.03.e.2 - Implementation of Clean Water Regulation	3 01 05 00 02	207,064.69	360,384.11	1,678,896.67	1,940,734.73	4,187,080.20	-	1,726,509.30	677.60	581,732.90	
PAP											
PS					1,000,000.00	1,000,000.00	-	-	-	-	
MOOE		207,064.69	360,384.11	532,296.67	1,934,234.73	3,033,980.20	-	1,679,609.30	677.60	581,732.90	
CO				1,146,600.00	6,500.00	1,153,100.00	-	46,900.00	-	-	

Particulars	Unified Account Code Structure	Current Year Disbursements					Balance				
		1st Quarter ending March 31	2nd Quarter ending June 30	3rd Quarter ending Sept. 30	4th Quarter ending Dec. 31	Total	Unreleased Appropriations	Unobligated Allotment	Unpaid Obligations (15 - 20) = (23 + 24)		
									Due and Demandable	Not Yet Due and Demandable	
1	2	16	17	18	19	20 = (16 + 17 + 18 + 19)	21 = (5 - 10)	22 = (10 - 15)	23	24	
A.03.e.3 - Environmental Impact Assessments	3 01 05 00 03	1,455,914.00	1,955,768.64	499,414.17	211,804.28	4,122,901.09	-	455,377.51	-	99,721.40	
PAP											
PS		1,412,673.00	1,810,416.55	295,910.45		3,519,000.00	-	-	-	-	
MOOE		43,241.00	145,352.09	203,503.72	211,804.28	603,901.09	-	455,377.51		99,721.40	
A.03.f - Toxic Substances and Waste Management	3 01 06 00 00	83,212.76	989,934.35	993,499.80	7,343,668.69	9,410,315.60	(8,413,000.00)	1,549,914.67	-	290,769.73	
PAP											
PS					275,000.00	275,000.00	-	(50,000.00)	-	-	
MOOE		83,212.76	989,934.35	993,499.80	4,870,168.69	7,036,815.60	(6,213,000.00)	1,583,414.67		205,769.73	
CO		-	-	-	2,098,500.00	2,098,500.00	(2,200,000.00)	16,500.00		85,000.00	
A.03.f.1 - Implementation of Ecological Solid Waste Management	3 01 06 00 01	71,813.26	903,255.27	907,359.45		8,852,845.70	(8,413,000.00)	1,118,178.60	-	134,975.70	
PAP											
PS					225,000.00	225,000.00	-	-	-	-	
MOOE		71,813.26	903,255.27	907,359.45	4,646,917.72	6,529,345.70	(6,213,000.00)	1,101,678.60		49,975.70	
CO		-	-	-	2,098,500.00	2,098,500.00	(2,200,000.00)	16,500.00		85,000.00	
A.03.f.2 - Implementation of Toxic Substances and Hazardous Waste	3 01 06 00 02	11,399.50	86,679.08	86,140.35	373,250.97	507,469.90	-	481,736.07	-	155,794.03	
PAP											
PS					50,000.00	50,000.00	-	(50,000.00)		-	
MOOE		11,399.50	86,679.08	86,140.35	323,250.97	507,469.90	-	481,736.07		155,794.03	
Sub-Total Agency Specific Budget		4,489,355.68	12,514,238.40	6,127,860.37	15,701,345.27	38,832,799.72	(11,585,500.00)	8,017,482.49	677.60	1,520,540.19	
PS		3,481,255.31	3,931,853.14	1,561,496.50	2,426,395.05	11,401,000.00	-	-	-	-	
MOOE		1,008,100.37	2,582,385.26	2,419,763.87	10,154,340.22	16,164,589.72	(9,085,500.00)	7,869,692.49	677.60	1,435,540.19	
CO		-	6,000,000.00	2,146,600.00	3,120,610.00	11,267,210.00	(2,500,000.00)	147,790.00		85,000.00	
II. Automatic Appropriations		688,875.48	337,843.88	52,941.72	1,711,639.63	2,791,300.71	(1,868,300.71)	-	-	-	
Retirement and Life Insurance Premium	50103010 00	637,496.52	285,503.48			923,000.00	-	-	-	-	
Retirement and Life Insurance Requirements (1st tranche)	50103010 00	51,378.96	52,340.40	52,941.72	1,711,639.63	1,868,300.71	(1,868,300.71)	-	-	-	
Sub-Total Automatic Appropriations		688,875.48	337,843.88	52,941.72	1,711,639.63	2,791,300.71	(1,868,300.71)	-	-	-	
PS		688,875.48	337,843.88	52,941.72	1,711,639.63	2,791,300.71	(1,868,300.71)	-	-	-	
III. Special Purpose Fund (Please Specify)		430,633.00	438,648.86	443,360.93	25,133,066.53	24,820,754.32	(24,821,312.88)	1,625,513.56	-	-	
PGF - PS		-	-	-	-	-	-	-	-	-	
MPBF - PS		430,633.00	438,648.86	443,360.93	25,133,066.53	24,820,754.32	(24,821,312.88)	1,625,513.56	-	-	
Performance Based Bonus	50102990 14				378,000.00	378,000.00	(378,000.00)	-	-	-	
PS Requirements (1st tranche)		387,148.78	482,133.08	443,360.93	23,130,111.53	24,442,754.32	(24,443,312.88)	558.56		-	
PS Mid-Year Bonus					1,624,955.00	1,624,955.00					
Sub-Total Special Purpose Fund		430,633.00	438,648.86	443,360.93	25,133,066.53	24,820,754.32	(24,821,312.88)	1,625,513.56	-	-	
PS		430,633.00	438,648.86	443,360.93	25,133,066.53	24,820,754.32	(24,821,312.88)	1,625,513.56	-	-	
MOOE											
CO											
GRAND TOTAL		5,608,864.16	13,290,731.14	6,624,163.02	42,546,051.43	68,069,809.75	(38,275,113.59)	9,642,996.05	677.60	1,520,540.19	
PS		4,600,763.79	4,708,345.88	2,057,799.15	29,271,101.21	40,638,010.03	(26,689,613.59)	1,625,513.56	-	-	
MOOE		1,008,100.37	2,582,385.26	2,419,763.87	10,154,340.22	16,164,589.72	(9,085,500.00)	7,869,692.49	677.60	1,435,540.19	
CO		-	6,000,000.00	2,146,600.00	3,120,610.00	11,267,210.00	(2,500,000.00)	147,790.00		85,000.00	
2											
<p>Certified Correct:  SUSAN A. CARAG Budget officer Date: January 11, 2017</p>											