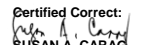



**STATEMENT OF APPROPRIATIONS, ALLOTMENT, OBLIGATIONS, DISBURSEMENTS AND BALANCES**  
As of March 31, 2016


Department : Environment and Natural Resources  
 Agency : Environmental Management Bureau - 2  
 Operating Unit :  
 Organization Code (UACS) : 10 002 03 00002  
 Fund : 101

Particulars	Unified Account Code Structure	Appropriations			Allotments					Current Year Obligations				
		Authorized Appropriation	Adjustments (Transfer To/From Realignment)	Adjusted Appropriation	Allotments Received	Adjustments (Withdrawal, Realignment)	Transfer To	Transfer From	Adjusted Total Allotments	1st Quarter ending March 31	2nd Quarter ending June 30	3rd Quarter ending Sept. 30	4th Quarter ending Dec. 31	Total
1	2	3	4	5 = (3+4)	6	7	8	9	10 = [(6 + (-) 7) - 8+9]	11	12	13	14	15 = (11 + 12 + 13 + 14)
<b>I. Agency Specific Budget</b>	1 01 101													
<b>General Administration and Support</b>	1 00 00 00 00													
<b>A. 01. - General Administration and Supervision</b>	1 00 01 00 00	14,072,000.00	-	14,072,000.00	14,072,000.00	-	-	-	14,072,000.00	1,911,629.63	-	-	-	1,911,629.63
<b>PAP</b>														
PS		5,498,000.00		5,498,000.00	5,498,000.00				5,498,000.00	1,397,532.27				1,397,532.27
MOOE		774,000.00		774,000.00	774,000.00				774,000.00	514,097.36				514,097.36
CO		7,800,000.00		7,800,000.00	7,800,000.00				7,800,000.00					
<b>A. 02. - Human Resource Development</b>														
<b>PAP</b>														
PS										148,717.50				148,717.50
MOOE														
<b>A.3. - Operations</b>	3 00 00 00 00	22,714,000.00	-	22,714,000.00	22,714,000.00	-	-	-	22,714,000.00	5,712,655.06	-	-	-	5,712,655.06
<b>PAP</b>														
PS		4,378,000.00	-	4,378,000.00	4,378,000.00	-	-	-	4,378,000.00	4,648,038.94				4,648,038.94
MOOE		17,136,000.00	-	17,136,000.00	17,136,000.00	-	-	-	17,136,000.00	1,064,616.12				1,064,616.12
CO		1,200,000.00	-	1,200,000.00	1,200,000.00	-	-	-	1,200,000.00					
<b>A.03.a - Planning and Policy Formulation</b>	3 01 01 00 00	300,000.00	-	300,000.00	300,000.00	-	-	-	300,000.00	299,198.50	-	-	-	299,198.50
<b>PAP</b>														
PS										261,898.50				261,898.50
MOOE		300,000.00		300,000.00	300,000.00				300,000.00	37,300.00				37,300.00
<b>A.03.b - Legal Service and Provision of Secretariat Services</b>	3 01 02 00 00		-	270,000.00	270,000.00	-	-	-	270,000.00	338,938.00	-	-	-	338,938.00
<b>PAP</b>														
PS										325,368.00				325,368.00
MOOE		270,000.00		270,000.00	270,000.00				270,000.00	13,570.00				13,570.00
<b>A.03.c - Pollution Research and Laboratory Services</b>	3 01 03 00 00	1,870,000.00	-	1,870,000.00	1,870,000.00	-	-	-	1,870,000.00	89,233.30	-	-	-	89,233.30
<b>PAP</b>														
PS										77,994.95				77,994.95
MOOE		1,870,000.00		1,870,000.00	1,870,000.00				1,870,000.00	11,238.35				11,238.35
CO														
<b>A.03.d - Environmental Education and Information</b>	3 01 04 00 00	400,000.00	-	400,000.00	400,000.00	-	-	-	400,000.00	121,483.65	-	-	-	121,483.65
<b>PAP</b>														
PS										106,815.50				106,815.50
MOOE		400,000.00		400,000.00	400,000.00				400,000.00	14,668.15				14,668.15
<b>A.03.e - Environmental Management and Pollution Control</b>	3 01 05 00 00	16,986,000.00	-	16,986,000.00	16,986,000.00	-	-	-	16,986,000.00	3,746,341.61	-	-	-	3,746,341.61
<b>PAP</b>														
PS		4,378,000.00	-	4,378,000.00	4,378,000.00	-	-	-	4,378,000.00	2,881,707.49				2,881,707.49
MOOE		11,408,000.00	-	11,408,000.00	11,408,000.00	-	-	-	11,408,000.00	864,634.12				864,634.12
CO		1,200,000.00	-	1,200,000.00	1,200,000.00	-	-	-	1,200,000.00					
<b>A.03.e.1 - Implementation of Clean Air Regulation</b>	3 01 05 00 01	4,812,000.00	-	4,812,000.00	4,812,000.00	-	-	-	4,812,000.00	1,102,751.54	-	-	-	1,102,751.54
<b>PAP</b>														
PS		909,000.00		909,000.00	909,000.00				909,000.00	671,050.04				671,050.04
MOOE		3,903,000.00		3,903,000.00	3,903,000.00				3,903,000.00	431,701.50				431,701.50
CO														
<b>A.03.e.2 - Implementation of Clean Water Regulation</b>	3 01 05 00 02	7,496,000.00	-	7,496,000.00	7,496,000.00	-	-	-	7,496,000.00	1,164,631.63	-	-	-	1,164,631.63
<b>PAP</b>														
PS										797,984.45				797,984.45
MOOE		6,296,000.00		6,296,000.00	6,296,000.00				6,296,000.00	366,647.18				366,647.18
CO		1,200,000.00		1,200,000.00	1,200,000.00				1,200,000.00					

Particulars	Unified Account Code Structure	Appropriations			Allotments					Current Year Obligations				
		Authorized Appropriation	Adjustments (Transfer To/From Realignment)	Adjusted Appropriation	Allotments Received	Adjustments (Withdrawal, Realignment)	Transfer To	Transfer From	Adjusted Total Allotments	1st Quarter ending March 31	2nd Quarter ending June 30	3rd Quarter ending Sept. 30	4th Quarter ending Dec. 31	Total
1	2	3	4	5 = (3+4)	6	7	8	9	10 = [(6 + (-) 7) - 8+9]	11	12	13	14	15 = (11 + 12 + 13 + 14)
<b>A.03.e.3 - Environmental Impact Assessments</b>	3 01 05 00 03	4,678,000.00	-	4,678,000.00	4,678,000.00	-	-	-	4,678,000.00	1,478,958.44	-	-	-	1,478,958.44
<b>PAP</b>														
PS		3,469,000.00		3,469,000.00	3,469,000.00				3,469,000.00	1,412,673.00				1,412,673.00
MOOE		1,209,000.00		1,209,000.00	1,209,000.00				1,209,000.00	66,285.44				66,285.44
<b>A.03.f - Toxic Substances and Waste Management</b>	3 01 06 00 00	2,888,000.00	-	2,888,000.00	2,888,000.00	-	-	2,232,000.00	5,120,000.00	1,117,460.00	-	-	-	1,117,460.00
<b>PAP</b>														
PS		-	-	-	-	-	-	-	-	994,254.50	-	-	-	994,254.50
MOOE		2,888,000.00	-	2,888,000.00	2,888,000.00	-	-	2,232,000.00	5,120,000.00	123,205.50	-	-	-	123,205.50
CO		-	-	-	-	-	-	-	-	-	-	-	-	-
<b>A.03.f.1 - Implementation of Ecological Solid Waste Management</b>	3 01 06 00 01	1,693,000.00	-	1,693,000.00	1,693,000.00	-	-	2,232,000.00	3,925,000.00	426,996.50	-	-	-	426,996.50
<b>PAP</b>														
PS		-	-	-	-	-	-	-	-	315,190.50	-	-	-	315,190.50
MOOE		1,693,000.00	-	1,693,000.00	1,693,000.00	-	-	2,232,000.00	3,925,000.00	111,806.00	-	-	-	111,806.00
CO		-	-	-	-	-	-	-	-	-	-	-	-	-
<b>A.03.f.2 - Implementation of Toxic Substances and Hazardous Waste</b>	3 01 06 00 02	1,195,000.00	-	1,195,000.00	1,195,000.00	-	-	-	1,195,000.00	690,463.50	-	-	-	690,463.50
<b>PAP</b>														
PS		-	-	-	-	-	-	-	-	679,064.00	-	-	-	679,064.00
MOOE		1,195,000.00	-	1,195,000.00	1,195,000.00	-	-	-	1,195,000.00	11,399.50	-	-	-	11,399.50
<b>Sub-Total Agency Specific Budget</b>		36,786,000.00	-	36,786,000.00	36,786,000.00	-	-	-	39,018,000.00	7,773,002.19	-	-	-	7,773,002.19
PS		9,876,000.00	-	9,876,000.00	9,876,000.00	-	-	-	9,876,000.00	6,194,288.71	-	-	-	6,194,288.71
MOOE		17,910,000.00	-	17,910,000.00	17,910,000.00	-	-	-	20,142,000.00	1,578,713.48	-	-	-	1,578,713.48
CO		9,000,000.00	-	9,000,000.00	9,000,000.00	-	-	-	9,000,000.00	-	-	-	-	-
<b>II. Automatic Appropriations</b>		923,000.00	-	923,000.00	923,000.00	-	-	205,000.00	1,128,000.00	688,875.48	-	-	-	688,875.48
Retirement and Life Insurance Premium	50103010 00	923,000.00	-	923,000.00	923,000.00	-	-	-	923,000.00	637,496.52	-	-	-	637,496.52
Retirement and Life Insurance Requirements (1st tranche)	50103010 00	-	-	-	-	-	-	205,000.00	205,000.00	51,378.96	-	-	-	51,378.96
<b>Sub-Total Automatic Appropriations</b>		923,000.00	-	923,000.00	923,000.00	-	-	205,000.00	1,128,000.00	688,875.48	-	-	-	688,875.48
PS		923,000.00	-	923,000.00	923,000.00	-	-	205,000.00	1,128,000.00	688,875.48	-	-	-	688,875.48
<b>III. Special Purpose Fund (Please Specify)</b>		-	-	-	-	-	-	1,866,000.00	1,866,000.00	430,633.00	-	-	-	430,633.00
<b>PGF - PS</b>														
<b>MPBF - PS</b>														
Performance Based Bonus	50102990 14	-	-	-	-	-	-	1,866,000.00	1,866,000.00	430,633.00	-	-	-	430,633.00
PS Requirements (1st tranche)		-	-	-	-	-	-	-	-	-	-	-	-	-
<b>Sub-Total Special Purpose Fund</b>		-	-	-	-	-	-	1,866,000.00	1,866,000.00	430,633.00	-	-	-	430,633.00
PS		-	-	-	-	-	-	1,866,000.00	1,866,000.00	430,633.00	-	-	-	430,633.00
MOOE		-	-	-	-	-	-	-	-	-	-	-	-	-
CO		-	-	-	-	-	-	-	-	-	-	-	-	-
<b>GRAND TOTAL</b>		37,709,000.00	-	37,709,000.00	37,709,000.00	-	-	4,303,000.00	42,012,000.00	8,892,510.67	-	-	-	8,892,510.67
PS		10,799,000.00	-	10,799,000.00	10,799,000.00	-	-	2,071,000.00	12,870,000.00	7,313,797.19	-	-	-	7,313,797.19
MOOE		17,910,000.00	-	17,910,000.00	17,910,000.00	-	-	2,232,000.00	20,142,000.00	1,578,713.48	-	-	-	1,578,713.48
CO		9,000,000.00	-	9,000,000.00	9,000,000.00	-	-	-	9,000,000.00	-	-	-	-	-

Certified Correct:  
  
**SUSAN A. CARAG**  
 Budget officer  
 Date: January 7, 2016

Certified Correct:  
  
**VANESSA ANNE P. CALUMAG**  
 Accountant III  
 Date: April 7, 2016

Approved By:  
  
**ENGR. CESAR S. SIADOR, JR.**  
 Regional Director  
 Date: April 7, 2016

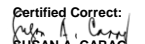
FAR No. 1

Department : Environment and Natural Resources  
 Agency : Environmental Management Bureau - 2  
 Operating Unit :  
 Organization Code (UACS) : 10 002 03 00002  
 Fund : 101

	Current Year Appropriations
	Supplemental Appropriations
	Continuing Appropriations

Particulars	Unified Account Code Structure	Current Year Disbursements					Balance				
		1st Quarter ending March 31	2nd Quarter ending June 30	3rd Quarter ending Sept. 30	4th Quarter ending Dec. 31	Total	Unreleased Appropriations	Unobligated Allotment	Unpaid Obligations (15 - 20) = (23 + 24)		
		16	17	18	19	20 = (16 + 17 + 18 + 19)			21 = (5 - 10)	22 = (10 - 15)	Due and Demandable
1	2	16	17	18	19	20 = (16 + 17 + 18 + 19)	21 = (5 - 10)	22 = (10 - 15)	23	24	
<b>I. Agency Specific Budget</b>	1 01 101										
General Administration and Support	1 00 00 00 00										
<b>A. 01. - General Administration and Supervision</b>	1 00 01 00 00	1,803,719.63	-	-	-	1,803,719.63	-	4,360,370.37	-	107,910.00	
PAP											
PS		1,397,532.27				1,397,532.27	-	4,100,467.73	-	-	
MOOE		406,187.36				406,187.36	-	259,902.64	-	107,910.00	
CO							-	7,800,000.00			
<b>A. 02. - Human Resource Development</b>											
PAP											
PS		148,717.50				148,717.50	-	(148,717.50)			
MOOE								-			
<b>A.3. - Operations</b>	3 00 00 00 00	5,249,951.95	-	-	-	5,249,951.95	(2,232,000.00)	19,233,344.94	141,778.79	320,924.32	
PAP											
PS		4,648,038.94				4,648,038.94	-	(270,038.94)	-	-	
MOOE		601,913.01				601,913.01	(2,232,000.00)	18,303,383.88	141,778.79	320,924.32	
CO							-	1,200,000.00		-	
<b>A.03.a - Planning and Policy Formulation</b>	3 01 01 00 00	299,198.50	-	-	-	299,198.50	-	801.50	-	-	
PAP											
PS		261,898.50				261,898.50	-	(261,898.50)	-	-	
MOOE		37,300.00				37,300.00	-	262,700.00	-	-	
<b>A.03.b - Legal Service and Provision of Secretariat Services</b>	3 01 02 00 00	337,978.00	-	-	-	337,978.00	-	(68,938.00)	960.00	-	
PAP											
PS		325,368.00				325,368.00	-	(325,368.00)	-	-	
MOOE		12,610.00				12,610.00	-	256,430.00	960.00		
<b>A.03.c - Pollution Research and Laboratory Services</b>	3 01 03 00 00	85,508.95	-	-	-	85,508.95	-	1,780,766.70	3,724.35	-	
PAP											
PS		77,994.95				77,994.95	-	(77,994.95)	-	-	
MOOE		7,514.00				7,514.00	-	1,858,761.65	3,724.35		
CO							-	-	-	-	
<b>A.03.d - Environmental Education and Information</b>	3 01 04 00 00	108,573.65	-	-	-	108,573.65	-	278,516.35	12,910.00	-	
PAP											
PS		106,815.50				106,815.50	-	(106,815.50)	-	-	
MOOE		1,758.15				1,758.15	-	385,331.85	12,910.00		
<b>A.03.e - Environmental Management and Pollution Control</b>	3 01 05 00 00	3,341,225.59	-	-	-	3,341,225.59	-	13,239,658.39	124,184.44	280,931.58	
PAP											
PS		2,881,707.49				2,881,707.49	-	1,496,292.51	-	-	
MOOE		459,518.10				459,518.10	-	10,543,365.88	124,184.44	280,931.58	
CO							-	1,200,000.00		-	
<b>A.03.e.1 - Implementation of Clean Air Regulation</b>	3 01 05 00 01	880,262.45	-	-	-	880,262.45	-	3,709,248.46	36,657.51	185,831.58	
PAP											
PS		671,050.04				671,050.04	-	237,949.96	-	-	
MOOE		209,212.41				209,212.41	-	3,471,298.50	36,657.51	185,831.58	
CO							-	-	-	-	
<b>A.03.e.2 - Implementation of Clean Water Regulation</b>	3 01 05 00 02	1,005,049.14	-	-	-	207,064.69	-	7,129,352.82	64,482.49	95,100.00	
PAP											
PS		797,984.45				797,984.45	-				
MOOE		207,064.69				207,064.69	-	5,929,352.82	64,482.49	95,100.00	
CO							-	1,200,000.00		-	

Particulars	Unified Account Code Structure	Current Year Disbursements					Balance				
		1st Quarter ending March 31	2nd Quarter ending June 30	3rd Quarter ending Sept. 30	4th Quarter ending Dec. 31	Total	Unreleased Appropriations	Unobligated Allotment	Unpaid Obligations (15 - 20) = (23 + 24)		
		16	17	18	19	20 = (16 + 17 + 18 + 19)			21 = (5 - 10)	22 = (10 - 15)	Due and Demandable
1	2	16	17	18	19	20 = (16 + 17 + 18 + 19)	21 = (5 - 10)	22 = (10 - 15)	23	24	
<b>A.03.e.3 - Environmental Impact Assessments</b>	3 01 05 00 03	1,455,914.00	-	-	-	1,455,914.00	-	3,199,041.56	23,044.44	-	
<b>PAP</b>											
PS		1,412,673.00				1,412,673.00	-	2,056,327.00	-	-	
MOOE		43,241.00				43,241.00	-	1,142,714.56	23,044.44	-	
<b>A.03.f - Toxic Substances and Waste Management</b>	3 01 06 00 00	1,077,467.26	-	-	-	1,077,467.26	(2,232,000.00)	4,002,540.00	-	39,992.74	
<b>PAP</b>											
PS		994,254.50				994,254.50	-	(994,254.50)	-	-	
MOOE		83,212.76				83,212.76	(2,232,000.00)	4,996,794.50	-	39,992.74	
CO		-				-	-	-	-	-	
<b>A.03.f.1 - Implementation of Ecological Solid Waste Management</b>	3 01 06 00 01	387,003.76	-	-	-	387,003.76	(2,232,000.00)	3,498,003.50	-	39,992.74	
<b>PAP</b>											
PS		315,190.50				315,190.50	-	(315,190.50)	-	-	
MOOE		71,813.26				71,813.26	(2,232,000.00)	3,813,194.00	-	39,992.74	
CO		-				-	-	-	-	-	
<b>A.03.f.2 - Implementation of Toxic Substances and Hazardous Waste</b>	3 01 06 00 02	690,463.50	-	-	-	11,399.50	-	1,183,600.50	-	-	
<b>PAP</b>											
PS		679,064.00				679,064.00	-	(679,064.00)	-	-	
MOOE		11,399.50				11,399.50	-	1,183,600.50	-	-	
<b>Sub-Total Agency Specific Budget</b>		7,202,389.08	-	-	-	7,202,389.08	(2,232,000.00)	31,244,997.81	141,778.79	428,834.32	
PS		6,194,288.71	-	-	-	6,194,288.71	-	3,681,711.29	-	-	
MOOE		1,008,100.37	-	-	-	1,008,100.37	(2,232,000.00)	18,563,286.52	141,778.79	428,834.32	
CO		-	-	-	-	-	-	9,000,000.00	-	-	
<b>II. Automatic Appropriations</b>		637,496.52	-	-	-	637,496.52	(205,000.00)	439,124.52	51,378.96	-	
Retirement and Life Insurance Premium	50103010 00	637,496.52				637,496.52	-	285,503.48	-	-	
Retirement and Life Insurance Requirements (1st tranche)	50103010 00	-				-	(205,000.00)	153,621.04	51,378.96	-	
<b>Sub-Total Automatic Appropriations</b>		637,496.52	-	-	-	637,496.52	(205,000.00)	439,124.52	51,378.96	-	
PS		637,496.52	-	-	-	637,496.52	(205,000.00)	439,124.52	51,378.96	-	
<b>III. Special Purpose Fund (Please Specify)</b>		387,148.78	-	-	-	387,148.78	(1,866,000.00)	1,435,367.00	43,484.22	-	
<b>PGF - PS</b>											
MPBF - PS		387,148.78				387,148.78	(1,866,000.00)	1,435,367.00	43,484.22	-	
Performance Based Bonus	50102990 14						-	-	-	-	
PS Requirements (1st tranche)		387,148.78				387,148.78	(1,866,000.00)	1,435,367.00	43,484.22	-	
<b>Sub-Total Special Purpose Fund</b>		387,148.78	-	-	-	387,148.78	(1,866,000.00)	1,435,367.00	94,863.18	-	
PS		387,148.78	-	-	-	387,148.78	(1,866,000.00)	1,435,367.00	94,863.18	-	
MOOE		-	-	-	-	-	-	-	-	-	
CO		-	-	-	-	-	-	-	-	-	
<b>GRAND TOTAL</b>		8,227,034.38	-	-	-	8,227,034.38	(4,303,000.00)	33,119,489.33	236,641.97	428,834.32	
PS		7,218,934.01	-	-	-	7,218,934.01	(2,071,000.00)	5,556,202.81	94,863.18	-	
MOOE		1,008,100.37	-	-	-	1,008,100.37	(2,232,000.00)	18,563,286.52	141,778.79	428,834.32	
CO		-	-	-	-	-	-	9,000,000.00	-	-	
2											

Certified Correct:  
  
**SUSAN A. CARAG**  
Budget officer  
Date: January 7, 2016